

Brought to you by:

Detroit's Power Law Firm  
**GOODMAN ACKER, P.C.**

When you choose Goodman Acker, PC, you can rest easy knowing you've chosen a respected firm with highly-rated attorneys.



AV



Super Lawyers



### Contact Us for a Free Consultation

17000 West Ten Mile Road, Second Floor

Southfield, MI 48075

Phone: 248-483-5000

Secondary phone: 866-483-6714




Fax: 248-483-3131

[www.goodmanacker.com](http://www.goodmanacker.com)



# DETROIT CAR ACCIDENT CHECKLIST

## KEEP IN YOUR GLOVE BOX:

-  Your registration
-  Auto insurance information
-  Copy of your accident checklist

# Be Prepared

Keep these items in your car at all times:

- > Michigan vehicle registration
- > Flashlight (check your batteries!)
- > Auto insurance card or other proof of insurance
- > First aid kit
- > Jumper cables
- > Bottled water
- > Spare tire, tire jack and lug wrench
- > Blanket (or extra coat)
- > Camera (if your cell phone does not take photos)

# At The Accident Scene

- > Stay safe from traffic, fire, debris and other risks.
- > Remain calm. Check for injuries to yourself or others.
- > Call 911 to alert authorities. (Even if it does not appear to be a serious accident). Ask for an ambulance if needed.
- > If you are safe and calm, use this guide to exchange the following information with any other drivers involved in the crash:

- ✔ Names
- ✔ Addresses
- ✔ Driver's license numbers
- ✔ Make and model of vehicles
- ✔ Vehicle registration numbers
- ✔ Vehicle insurance company names and policy numbers. Be sure the insurance information matches the vehicle in question.

- > Get names, addresses and phone numbers of all witnesses (act before they leave the scene).
- > Discuss the car accident only with the police.
- > Obtain the name and agency of the responding law enforcement officer and crash report number.
- > Do not leave the scene of the accident until the police have finished their investigation.
- > Take photos, unless it will put you or others at risk



**MAKE SURE TO GET THESE PHOTOS OF YOUR VEHICLE (AND OTHER VEHICLES IF POSSIBLE)**

- ✔ Driver's side
- ✔ Passenger's side
- ✔ Front
- ✔ Rear
- ✔ All four corners
- ✔ License plates.

## IF POSSIBLE, YOU SHOULD ALSO GET PHOTOS OF

- ✔ Street signs, traffic controls, crosswalks
- ✔ Any nearby damaged property
- ✔ Skid marks or brake marks
- ✔ Conditions (weather, traffic and/or road)
- ✔ Scattered debris
- ✔ Landmarks (street signs or address markers)

- > Call a towing company to remove your car, if necessary.
- > Seek appropriate medical treatment, including possible referral to a specialist.

# After You Leave the Accident Scene

- > Report your accident to your insurance company or agent. Do not provide a recorded statement to an insurance company without first consulting an attorney.
- > Call or consult an attorney (and bring to your initial consultation as much documentation as possible about your accident and injuries).
- > Obtain a rental vehicle and arrange for repairs, if necessary.
- > Do not get your car repaired or replaced until you have photos of the damage.
- > Do not throw away or lose evidence that may document your accident and injuries.

